

Behaviour and Anti-Bullying Policy



Reviewed Sept 2023

Introduction

This document is a statement of aims, principles and strategies for the school.

DfE guidelines have been taken into consideration in the formulation of this policy. To establish the general ethos of the school, it should be read in conjunction with the following policies: SEND, Safeguarding, e Safety, SEAL/PSHE/Citizenship, Teaching and Learning Policy and the Home-School Contract.

Rationale

This document provides a framework for the creation of a happy, secure and orderly environment in which children can both learn and develop as caring and responsible people. It is important to us that children in the school are able to learn in an environment where the expectation of pupil behaviour is high, providing all pupils with the opportunity to learn unhindered.

The school will manage and promote pupils personal, social, health and emotional education alongside the aims set out below:

Aims

- To promote the inclusion of all pupils in the learning process by developing teaching strategies that avoid the need for exclusion in any form.
- To ensure that our planning, teaching and assessment results in the engagement of all pupils, regardless of their ability, in the learning process and thus diminishing any act of disruptive behaviour.
- To provide a system of rewards to establish good behaviour, and to reverse the continuous poor behaviour of individual pupils, ensuring good communication with parents to support this.
- To encourage and praise greater effort and achievement.
- To ensure the use of appropriate language by all adults throughout the school, using the language of 'choices'
- To ensure a whole school restorative justice approach to discipline which is used and approved by all staff in the school – teaching and non-teaching.
- To ensure a safe, caring and happy school community
- To promote self-discipline through using a restorative justice which encourages pupils to reflect upon their own behaviour and its consequences.
- To prevent bullying
- To encourage respect of others in and beyond the school community both through our teaching and in our practice as exemplary role models.
- To promote team building and the care of one another.

Principles

The establishment of a sound, positive and caring ethos is an essential prerequisite for learning. It depends upon pupils taking responsibility for their own learning and behaviour, together with the establishment of trusting relationships and a process of cooperative team work, all established through a restorative justice approach to behaviour. The school welcomes and encourages the involvement of parents, the LA, governors, and carers and others in the community in supporting the school's aims.

Responsibilities

All members of the community of the school– teaching and non-teaching staff, parents, pupils and governors, work towards the school's aims by:

- Every child has the right to learn unhindered. Class teachers have the responsibility to effectively manage the behaviour of pupils in their class (See Teachers Standards document) to ensure that individual children do not disrupt the learning of others.
- Communicate positively and consistently our high expectations of pupil behaviour, ensuring all adults in the school act as an exemplary role model to our children in how they speak and demonstrate respect to others.
- Providing a well-ordered environment in which all are fully aware of behavioural expectations.
- Ensuring all lessons are planned and differentiated to meet the needs of all pupils.
- Treating all children and adults as individuals and respecting their rights, values and beliefs.
- To all implement a restorative justice approach to behaviour.
- Fostering and promoting good relationships and a sense of belonging to the school community
- Offering equal opportunities in all aspects of school life and recognising the importance of different cultures
- Encouraging, praising and positively reinforcing good relationships, behaviours and work.
- Rejecting all bullying or harassment in any form
- Helping to develop strategies to eliminate undesirable behaviour both within and outside the classroom and applying these consistently
- Caring for and taking pride in the physical environment of the school
- Working as a team, supporting and encouraging each other.
- Having high expectations of pupil behaviour, e.g., pupils do not talk when an adult is speaking, or when another pupil is speaking; pupils remain seated unless the lesson requires movement from one area to another or permission has been granted, pupils arrive promptly to lessons, etc.

School Values

We have built our school values and vision around the premise that at Thistle Hill we are all STARS:

Our school values have been devised over a period and are made in school in conjunction with the children.

At Thistle Hill we are STARS, and we show:

- Support
- Togetherness
- Ambition
- Respects
- Success

At Thistle Hill Academy, we are always ready to learn. Our vision is to make stars out of every child and help them to shine in their own unique way. We will achieve this by adopting the following values- Support, Togetherness, Ambition, Respect and Success- in collaboration with our community.

Our Classroom Code

- Listen to others and take your turn
- Listen carefully, follow instructions and do your best
- Work quietly without disturbing our classmates
- Always tell the truth
- Be helpful, kind and polite
- Keep your hands and your feet to yourself

Playground Rules

- Keep to play areas agreed
- Benches are for sitting and quiet games
- Keep your hands and feet to yourself
- Be helpful, kind and polite to children and adults
- Respect other people's games

Indoor lunch-time Rules

- Line up sensibly
- Be well-mannered, use please and thank you and don't speak with your mouth full
- Talk quietly
- Put your hand up if you want something
- Try to keep the tables clean and tidy and use the cutlery provided
- Walk around school quietly

It is the responsibility of teachers to effectively manage the behaviour of pupils in their care.

It is the firm belief of the school that high quality detailed planning based on accurate on-going assessment, and the dynamic delivery of lessons which incorporate appropriate differentiated and challenging activities, will, in nearly all cases, eliminate disruptive behaviour. It follows that poor planning and unsatisfactory teaching may result in levels of disruptive behaviour.

However, it is recognised that in certain situations there may be a need to invoke specific sanctions for pupil who do not respond to the above. A whole school restorative justice approach is essential to ensure clear understanding, fairness and consistency in the implementation of sanctions.

Rewards

All teachers aim to establish positive working relationships with the children that they are teaching. We treat them fairly and give them equal opportunity to take part in class activities. Teachers should promote the school's values and be mindful that these values underpin all interactions with children. All teachers must follow the school policy with regard to discipline and classroom management. We praise and reward children for good effort and, by so doing, help to build positive attitudes towards school and learning in general. We insist on good order and behaviour at all times. We reward our children for positive behaviour using a variety of strategies, including:

- Do Jo Points
- Stickers, including Value stickers for those children demonstrating our values
- House Points (these tend to be used for team events)
- Headteacher Awards

These rewards cannot then be removed from any child for poor behaviour.

Zones of Regulation

The Zones of Regulation is a complete social-emotional learning curriculum, created to teach children self-regulation and emotional control.

The aims of the Zones of Regulation is to teach the children not only about recognising their emotions but giving them the tools to make choices to support their regulation.

There is a shared language and the use of visuals to support children in this recognition.

Restorative Justice

The aim of restorative justice is to create positive outcomes from negative behaviour.

It is based on the 4 principles of; respect, responsibility, repair and reintegration.

Restorative justice is used with the aim of:

- Confronting unacceptable behaviour
- Praising acceptable behaviour
- Modelling restorative approaches
- Developing self-regulating communities

When holding a restorative justice conversation with a pupil or group of pupils the following script will be used;

What happened?

What were you thinking (feeling) at the time? What do you think (feel) about it now?

Who has been affected by what has happened? - In what way?

What do you think needs to happen to make things right?

However, this script may be adapted dependent upon the age group or level of understanding of individual pupils.

It is vital that restorative justice is the approach used and modelled by all members of staff within the school community

Choices and Consequences

All adults within school should use the language of 'choices' when talking to pupils about their behaviour and relevant consequences. The emphasis should always be on the positive choice.

Examples of how this is communicated to pupils would be the following:

"X you have a choice. You can help tidy away the paints like everyone else, or you can choose not to help. If you join in you will get a helpfulness sticker like the other children, if you choose not to join in then you will not be able to have a sticker. It's your choice."

"X you have a choice. You can work on your writing now or you can choose not to get on with it. If you choose to do the work then you can go out at playtime with your friends, if you choose not to do your work now then you will have to stay in a playtime and finish it. It's your choice."

The aim of this approach is for children to understand their behaviour choices as their own responsibility and to promote self-discipline and self-regulation strategies.

Serious misbehaviour is defined as:

- Repeated breaches of the school rules
- Any form of bullying
- Sexual assault, which is any unwanted sexual behaviour that causes humiliation, pain, fear or intimidation
- Vandalism
- Theft
- Fighting
- Racist, sexist, homophobic or discriminatory behaviour
- Possession of any prohibited items. These are:
 - Knives or weapons
 - Alcohol
 - Illegal drugs
 - Stolen items
 - Tobacco and cigarette papers
 - Fireworks
 - Pornographic images
 - Any article a staff member reasonably suspects has been, or is likely to be, used to commit an offence, or to cause personal injury to, or damage to the property of, any person (including the pupil)




Sanctions

The school's main approach to using sanctions and consequences to modify behaviour will be known as 'Plan A' and this will be sufficient to target the behaviour management of the majority (E.g.95%) of our pupils. Recognising an increased level of difficulty can trigger planning within the school and possible use of alternative systems - 'Plan B' for more individually structured behavioural approaches and the sharing of an individual Behaviour Support Plan (IBSP) and in rare cases 'Plan C' for pupils where the plan is not working and the IBSP has been ineffective, then multi-agency support will be required and will be subject to a PASTORAL SUPPORT PROGRAMMES – PSP.

Plan A

Following the use of a restorative justice-based approach, sanctions, if required, should be applied in the following order:

Within the Classroom

Superstar	 5 dojos	
Legend	 3 dojos	
Ready to learn		
Warning	1.warning You now have 2 choices	
Time out	Child given timer (1 min per year of age)	Child modifies
Warning	If child does not modify You now have 2 choices	
Reflection Room	Sent to the reflection room (WEDUC home regarding behaviour)	
SLT consequence	This will be decided by the nature of the incident	
Referred to HT	This will be decided by the nature of the incident	
Arbor	It is the class teacher's responsibility to log the behavior incidents on Arbor (level 1 to 3)	

Zero tolerance

These behaviours are unacceptable in our school:

1. Swearing
2. Physical assault
3. Refusing
4. Exiting the classroom

Any of these behaviours displayed will result in child being sent to the reflection room. There will be no warning as these are non-negotiables.

Reflection Room

The children will be sent to the Reflection room if they have shown any of the non-negotiable behaviours or if they have been unable to make 'good choices. If a child is sent to the Reflection Room, they will be given the time to regulate and then discuss their choices using restorative justice approaches. All parents of children accessing the Reflection Room will be notified.

The Playground:




The teacher or supervisors on duty should be vigilant and concerned for the welfare and safety of all pupils at all times.

Always be alert for signs of bullying, verbal or physical and deal with these immediately.

Ensure all pupils walk into the building in an orderly manner.

Ensure pupils are aware of supervisors at all times.

If playground rules are not adhered to then the following sanctions to be given in order.

Warning		1. Verbal warning given, explaining next step and strategies for avoiding it using the language of 'choices'
Warning card		2. Warning card shown to child and child informed why and next step if behaviour continues using language of 'choices'
Time out card		3. Child given 'Time out' card (red)– 5 minutes maximum and removed from situation to sit (KS1 and KS2 areas) This should be managed by all staff on the playground and time out spaces or benches used
Teacher informed CT		4. Class teacher informed- behaviour incident report to be completed on Arbor restorative justice conversation to be had.
Arbor		Physical assault, fighting, swearing
Well-being lead /SLT		If the child has demonstrated a non-negotiable behaviour (swearing, physical assault, refusing, exiting) then the matter should be brought to TF
HT		5. If the strategies above have been used and deemed unsuccessful then the Well-being lead or SLT member will refer the matter to the HT

For persistent or serious misconduct, pupils should be referred to:

1. Well-being lead
2. SENCo/Deputy head
3. Head Teacher

Behavioural incidents and sanctions given should be recorded on Arbor by the person that gave the sanction.

Sanctions for extreme behaviour at playtime:

Certain totally unacceptable behaviours bypass steps 1 – 4 above, and the child should be removed from the playground for their own safety and the safety of others.

These are:

1. Pre-meditated attack
2. Unprovoked attack
3. Using any object with intent to harm
4. Repeatedly leaving the care of the adult in charge, and not responding to warnings.
5. Racist comments

Behavioural incidents and sanctions given should be recorded on Arbor and the child should have a restorative justice conversation with a member of staff.

PLAN B (INDIVIDUAL BEHAVIOUR SUPPORT PLAN)

This stage is for children for whom Plan A has not been effective in changing their behaviour (e.g. 5% of the school population), for example excessive loss of playtime, or frequent suspensions from lessons due to extreme disruption (time out) week after week. This plan will be developed by a referral to the Well-being and behavior lead, who will initiate the preparation of an Individual Behaviour Support Plan and support the implementation of this into the classroom.

Aims of this plan are to:

- Inform and engage the whole school and the parents
- Reduce anxieties surrounding the behaviour
- Keep to an absolute minimum manual handling of pupils
- Ensure that observations and evidence for further analysis of behaviour is available to develop an understanding of the behaviour
- Identify situations in which challenging behaviour is most likely to happen, situations in which it is less likely to happen and what the very early signs of difficult behaviour are (ABC charts)
- Set targets for behaviour that can be systematically rewarded. (Immediate, tangible rewards are most effective)
 - Instigate regular and appropriate method of support from the well-being assistant e.g, Lego therapy, Drawing and talking, Nurture group
 - Assess extent of behaviour difficulties (Boxall profiles and Leuven scales) and regularly monitor it
 - Focus on positive behaviour
 - View unwanted behaviour as communication rather than 'naughtiness'
 - Support Referral to outside agencies if appropriate

Pro-active - planned steps

Timetable changes/curriculum modification

Staffing

Differentiation (ensure implementation of IEP if there is one)

Use of key adults - the whole school informed

Consistency of staff (actions and words)

Negotiation of rewards

Plan action to support changes:

e.g.

- tell the child and walk away
- Offer support
- Allow take up time
- Use key words and simple sentences
- Teach consequences/boundaries through the language of 'choices'
- Social skills group
- Anger management strategies
- Time out/exit card
- Personal reward system
- Provide visual support, e.g. timetable for the day
- Provide a 'meet and greet' facility for each day
- Record strategies to support behaviour on the class provision map
- Discuss behaviour issue at well-being meetings

Re-active - Be aware of early signs and take immediate action (Unexpected behaviours)

Scripted steps (allowing time and space in between steps)

1. Employ distraction techniques and reminder of desired behaviour
2. Direct instruction
3. Instruction and reminder of reward
4. State choice of consequence (target behaviour & reward or no reward) using language of 'choices'
 1. Carry out consequence (low level, consistent, will take time)
 2. Time out should be directed

Ensure action is taken to avoid escalation and handling:

- Adopt a positive approach time-out
- Plan distraction
- Offer clear boundaries e.g. yes, when.
- Transfer to a different adult if appropriate
- Individual Behaviour Support Plan Sanctions should be as Low-level as possible and short term. Low-level action that is consistent and certain is more effective than higher level action. Sanctions should be planned and fair, they must not in any way damage the relationship between pupil and staff.
- Consequences should be short term.

- Restorative justice conversations should be had as a form of debrief following any behavioural incidents

TIME OUT

Time out is recommended to de-escalate patterns of behaviour. Time out should be planned and this plan should include the pupils as far as possible. Ideally pupils should move toward identifying their own need for time out. Time out should be managed with Low key approaches. Use of symbols or signs can indicate that time out is recommended or needed. Time out should be used as close to the classroom as possible to avoid any need for positive handling. Ensure that time-out is discussed with pupils using the language of choices, e.g. 'If you can stop....then you can stay where you are or if you choose not to then you will need a time out, it is your choice'.

If the time-out space is to be used for calming and as a directed sanction, staff action and words will need to make the difference very obvious. Visual support can also demonstrate difference (objects, pictures, gestures). If being used as a sanction, staff should avoid interaction and no activities/toys should be available.

If it becomes obvious that pupils enjoy going to the time-out space, ensure it is available to them subject to good behaviour. For some pupils, it could be included on a visual timetable and the 'Yes... when...' script used.

PLAN C (PASTORAL SUPPORT PROGRAMMES – PSP)

A small percentage of children, whose behaviour and responses can be difficult to predict or manage as a result of their individual additional needs, could be into a pattern of exclusion within a few days if the main behaviour policy is applied to them. These children will therefore be subject to a Pastoral Support Programme (PSP) and the whole school will be informed and know who they are. Their individual programme will be drawn up through multi-agency working and will involve the parents and also the pupil voice. It will be reviewed regularly and all staff given a synopsis of outcomes.

PLAN D (PHYSICAL INTERVENTION)

The emphasis is on a proactive approach, i.e. early intervention, prevention and developing alternative behaviours, rather than on reactive strategies.

Classroom practice reinforces that any physical interventions are always a last resort when all alternative, positive interventions have been explored:

- Offer alternatives or options to the pupil
- Restorative justice conversation
- Distract/divert attention
- Offer an alternative choice
- Change to a less demanding activity
- Change the environment/make it safe

- Reduce demand
- Avoid known triggers
- Teach behaviours which allow needs to be met appropriately

Physical interventions will only be used:

1. If a pupil is at risk of harming themselves or others.
2. If there is serious damage to property
3. If causing serious disruption that is detrimental to the learning of themselves or others (This may require a pupil being removed, or prevented from removing themselves, from a classroom).

These criteria that warrant a potential physical intervention are determined by:

“Force should only be used as a protective measure and never as a disciplinary penalty”
(Education Act 1996 Section 548)

The use of physical intervention must be both reasonable and proportional to the circumstances
(Section 550A Education Act 1996)

All members of staff are authorised by law to use physical intervention. The scale and nature of any physical intervention must be proportionate to both the behaviour of the individual in crisis and the nature of the harm they might cause. (Section 25- The Use of Force to Control or Restrain Pupils 2010)

In each Academy of the Stour Academy Trust there are three or more members of staff, which will include at least one member of the senior leadership team, that are trained in the Team-Teach Behaviour Management programme, which advocates early intervention, prevention and positive approaches to challenging behaviour. Training is updated periodically.

Any member of staff, to keep a child or others safe, may:

- Hold a child’s arm to monitor levels of anxiety or to provide reassuring support
- Lead a child by the arm to escort to another environment (e.g. if there are environmental factors within the area that are causing anxiety or distress and the pupil is not able, for whatever reason, to move themselves without physical support).
- Deflect a child away or re-direct their path (e.g. if a child is attempting to leave the classroom or attempting to interfere with another child).
- Block blows using a protective stance (e.g. if a child is attempting to hit/kick another pupil or member of staff).
- Hold a child in a dangerous situation to maintain their safety.

- Move a child to a safe area where they can be provided with space to calm down (e.g. if a pupil is presenting challenging behaviours that may cause harm to others or themselves and they have refused to follow a verbal instruction).
- Always make it clear that the physical contact will stop as soon as it ceases to be necessary

All physical interventions are recorded and brought to the attention of the Behaviour Support Manager and Senior Leadership Team. Parents/carers will be informed on the day of the incident by a member of the senior leadership team either by telephone or in person.

Records of any incidents are recorded on the Trust Incident Report form in a central file and will be used to monitor behaviour and to establish patterns.

Once a physical intervention has been used once for a pupil, a Physical Handling Plan will be written by the SENCo. This plan will determine the nature of any kind of physical intervention that may have to be used in the future. It will be shared with, and signed by, parents/carers and will be fully accessible to key members of staff. The plan will be reviewed on a fortnightly basis and run alongside a pastoral support programme.

If an Academy is aware that a pupil has a history of very challenging behaviour, even if it has not previously been experienced in the current setting, a Physical Handling Plan and a Pastoral Support Programme may be written in advance in the interests of safeguarding the pupil themselves in addition to other pupils and members of staff.

Outside Agencies

There are times when the advice of outside agencies will be required. This will be the result of discussion between the parents, class teacher and Head of School, or as a result of discussion at a school based review, which takes place termly. Any outside agency often request information. Therefore teachers need to document evidence of behaviour carefully so that it can be collated when required. Outside agencies include:

Educational Psychologist

Specialist teaching services

Social Services

CHYPS

For children subject to this programme it may be necessary to undertake a Risk Assessment to inform the management of their challenging behaviours. This process may identify that Positive Handling could be needed to prevent the child from harming him or herself, others or property, or committing an offence. In this case a Positive Handling Plan (PHP) will need to be drawn up involving all staff concerned, the parents and the child if appropriate. The school's policy for Positive Handling will be followed in all instances.

For pupils on the Autistic spectrum

All children need to have boundaries and comply with school rules.

Children with an Autism Spectrum Disorder [ASD] experience difficulties with social communication, social interaction and rigidity of thinking, imagination. These difficulties can mean that they misinterpret situations and that they find it difficult to explain their own behaviour and that of others.

There is a need to make reasonable adjustment to support their lack of understanding and skills with their behaviour and to teach what appropriate behaviour is. Staff to have autism awareness training to ensure that adjustments are made and pupils are not disadvantaged.

Each pupil is unique with their own needs. A profile needs to be developed of each pupil to identify their individual needs, in consultation with the parents / carer, pupil, staff and other supporting agencies.

School rules need to be presented visually.

Each pupil should have a positive behaviour plan which identifies strategies and rewards to be used when working with the pupil and is discussed with all staff working with the pupil and jointly agreed by the school and parents/carers.

These plans should be reviewed termly.

Some rewards will differ from whole class rewards as they will be pertinent to the pupil using their special interests and may be offered more frequently to reinforce appropriate behaviour.

Pupils need to be taught to understand consequence. Think sheets and comic strip conversations can be used to explain situations to the pupil alongside the language of 'choices'.

Pupils need to be given access to:-

- Calm area.
- Inclusion trolley
- Access to a member of staff to talk about their worries and any incidents.
- Structured activities during break and lunch times.
- Access to a structured social skills programme.

Guidelines for effective control of behavior

Around the school:

- Greet pupils and others in a friendly manner
- Start a dialogue
- Always deal with misbehaviour – ignoring means condoning!
- Set high standards of speech, manner and dress
- Enjoy your relationships with pupils.
- Model mutual respect in how you speak to pupils at all times

In the Classroom:

- Arrive before the pupils and begin on time
- Always be prepared
- Keep everyone occupied and interested

- Ensure pupils are motivated and extended
- Respect pupils work when marking
- Set achievable goals in class and homework
- Encourage all pupils to contribute in discussions
- Maintain a clean and attractive working environment
- Address pupils correctly in a respectful manner

Things that are unacceptable:

- **Humiliation**
- **Shouting**
- **Over reaction**
- **Blanket punishment**
- **Sarcasm**

Things to strive for:

- Use humour
- Keep calm
- Listen attentively
- Be positive
- Speak to the pupil respectfully
- Get to know your pupils
- Always carry out any consequences
- Be consistent
- Establish your authority firmly and calmly
- Separate the problem from the person
- Reprimand the action not the child i.e. “The way you behaved was uncaring” not “You are uncaring”
- A restorative justice approach.

Ways to encourage pride in the school:

- Involve pupils in taking responsibility for their working environment
- Insist on a clean room
- Teach in tidiness
- Encourage tidiness in others
- Leave the room neat and tidy
- Clear any graffiti immediately
- Deal firmly and fairly with offenders
- Keep displays neat and fresh
- Keep your desk, shelves tidy
- Insist on a litter free site
- Report damage immediately

Procedures for providing children with opportunities to discuss appropriate behaviour

- Talking to a senior member of staff
- A restorative justice conversation
- Allocation of a ‘named adult’
- A programme of personal social and health education set in a moral framework designed to promote mutual respect, self-discipline and social responsibility (see PSHE/RE policy)

- A clear focus for work on relationships and feelings as part of PSHE work throughout school
- A programme of religious education which includes ethical issues (see RE policy)
- Circle time – an opportunity for open discussion held in class groups at regular intervals
- The agreement of a set of rules by each class at the beginning of the autumn term.

Liaison with parents

Liaison may be maintained by established use of the Home –School contact book where appropriate or through face-to-face discussion/phone calls. Parents will be kept informed about their child's behaviour. If it appears that this has to be monitored on a regular basis a special home/school contact book may be started for that specific purpose. The book is written in by the teacher or learning support assistant at the end of each day, or at an agreed specified time and sent home.

The parent writes in it each evening or at agreed times, and returns the book to school. This can be an onerous task for the class teacher and it may be that when the behaviour improves the contact book can be reduced to a weekly, monthly etc contribution.

A good behaviour book is also effective. The teacher only records the good things that has done or achieved that day and makes no comments about the bad things.

NB:

There are times when parents feel that little or no action has been taken by the school following an incident. Often teachers have to deal with situations where it is one child's word against another's. In such circumstances there is a danger of punishing a child who has, in fact, done nothing wrong, which we would want to avoid.

Parents are no doubt aware that children often go home with only one side of a story.

With this in mind, parents need to discuss concerns with us with an 'open mind', and be prepared to discover that their child may be in the wrong.

In any school 'day to day' minor misdemeanours will always occur, and hopefully dealt with swiftly by a member of staff. In all such minor cases it is unlikely that parents would be informed.

Nurture

We adhere to the six principles of Nurture as set out in the Marjorie Boxall model:

- 1) Children's learning is understood developmentally
- 2) The classroom offers a safe base
- 3) Nurture is important for the development of self-esteem.
- 4) Language is understood as a vital means of communication
- 5) All behaviour is communication.
- 6) Transitions are significant in the lives of children.

Our Nurture approach;

Nurture group interventions

Children will be placed in a nurture group if they are identified as having an emotional behavioural need.

Before joining a group, an accurate assessment of the pupil's needs is constructed using the Boxall Profile assessment. From the assessment, very specific emotional behavioural targets are set to address the identified needs. All targets are shared with class teachers to facilitate the transferral of skills to the classroom and subject to a termly review. Targets are also shared with the pupils and successes are regularly celebrated. At the end of each term, a further Boxall Profile is completed to establish if the pupil is ready to exit the nurture group. Nurture groups are facilitated by a trained Well-Being Assistant who has the expertise and knowledge to deliver explicit teaching concerning feelings, emotions, and behaviour strategies.

Nurture in the classroom

We aim to extend our nurture approach into the classroom. All classes are required to have the following:

- Termly wellbeing days
- Worry monster / jar
- Emotions check in
- Visual timetable
- Work stations (as required)
- Time to talk
- Weekly PSHE lessons
- Regular circle time

Nurture on the playground

We recognise that some children are unable to cope with being on the playground for extended periods of time. To support them we provide a nurture group at lunchtimes. The trained Well-

Being assistant facilitates structured play activities that provide explicit teaching around social interactions and relationships.

Anti-Bullying Policy

Parents are encouraged to inform us immediately if they suspect their child is being bullied. The sooner we know, the sooner we can act to stop it. The information outlined below is designed to help parents understand what is meant by bullying and how to spot early signs of distress that may be caused by bullying.

Nurture on the playground

We recognise that some children are unable to cope with being on the playground for extended periods of time. To support them we provide a nurture group at lunchtimes. The trained Well-

Being assistant facilitates structured play activities that provide explicit teaching around social interactions and relationships.

Anti-Bullying Policy

Parents are encouraged to inform us immediately if they suspect their child is being bullied. The sooner we know, the sooner we can act to stop it. The information outlined below is designed to help parents understand what is meant by bullying and how to spot early signs of distress that may be caused by bullying.

DfE definition of bullying:

There is no legal definition of bullying.

However, it's usually defined as behaviour that is:

- repeated
- intended to hurt someone either physically or emotionally
- often aimed at certain groups, for example because of race, religion, gender or sexual orientation

It takes many forms and can include:

- physical assault
- teasing
- making threats
- name calling
- cyberbullying - bullying via mobile phone or online (for example email, social networks and instant messenger)

Although resolving conflict by resorting to fighting is not acceptable, it is not bullying if two pupils of equal power and strength fight or quarrel. However, such resolution of problems is totally unacceptable anyway and parents must avoid giving their child the message "If someone hits you – you hit them back".

Early signs of distress

- Withdrawn
- Deterioration of work
- Spurious illness
- Isolation
- Desire to remain with adults
- Erratic attendance
- General unhappiness/anxiety/fear
- Late arrivals
- Bed wetting
- Cry themselves to sleep
- Unexplained cuts, scratches, bruises

Bullying can take many forms but three main types are:

1. Physical: hitting, kicking, taking belongings

2. Verbal: name-calling, insulting racist remarks

3. Indirect: spreading unpleasant stories or excluding someone from social groups.

Our approach to bullying

Bullying both verbal and physical will not be tolerated in this school. It is everyone's responsibility to prevent it happening and this policy contains guidelines for all members of the school community. In our school children have a right to feel welcome, safe and happy. In our school we will not tolerate any unkind actions or remarks even if these were not intended to hurt.

Aims

- We aim to prevent bullying.
- We aim to raise pupils' awareness of bullying behaviour and the consequences to all parties.
- We aim to challenge attitudes about bullying behaviour, increase understanding for bullied pupils and help build an anti-bullying ethos in the school.
- We aim to improve the play facilities so that we provide an interesting and stimulating environment for pupils alongside quiet seating areas that can be easily supervised.

Susceptibility to bullying may be:

- Race/Sex/Background
- Child with family crisis
- Timid children who may be on the edge or outside a group
- Special educational needs and disabilities

Reason for being a bully

- Victim of violence
- Bullied at home
- Enjoyment of power/creating fear
- Not allowed to show feelings
- Copying behaviour at home or on TV or video games
- Unhappy
- Insecure
- Self-hating

It occurs in children from all backgrounds, cultures, races, sexes from Nursery to Sixth Form and adults.

Prevention is better than cure so at this school we will:

- Be vigilant for signs of bullying
- Always take reports of bullying seriously and investigate them thoroughly
- Encourage the children to act within the school values at all times

Children will be encouraged to report all incidents of bullying to an adult. These will then be referred to the class teacher.

Use the curriculum to increase children' awareness of bullying and to help them to develop strategies to combat it. (Includes an 'anti-bullying theme week'). Use discussion and role play to explore issues related to bullying and give individual children confidence to deal with bullying.

Children are also taught awareness of 'Cyber bullying', whether through social network sites, through text messages, e-mails. This form of bullying will be dealt with in the same robust manner as any other form of bullying. (NB/ The school's e-safety policy incorporates 'Cyber bullying'.)

Self-action

If the incident is not too serious a problem-solving approach may help. The adult tries to remain neutral and deliberately avoids direct closed questions which might be perceived as accusatory or interrogational in style. He or she makes sure each pupil has an opportunity to talk and keeps the discussion focused on finding a solution and stopping the bullying from recurring. The teacher can aim to help the pupils find their own solution to the personal disagreement and also discuss with them how their solution has been effective or not.

A record must be kept of the incident - date- time- place- names of children involved and their accounts of what happened. Older pupils may be able to write these themselves.

Persistent bullies will have a suspension imposed and in very serious cases will be expelled.

- Ensure pupils are supervised at playtimes and lunchtimes.
- Patrol secluded areas such as toilets, corridors and doorways.
- Observe pupils play patterns and relationships – note children who appear isolated or unhappy and inform the class teacher.
- Investigate every allegation of bullying.
- Encourage children to use the play equipment and quiet areas around the school.

Parents

Parents of both victim and bully will be informed and staff will undertake to give feedback to parents on the steps taken, involvement of parents at an early stage is essential. The family of the bullied pupil may wish to involve the police in charging the bullying pupil(s) with assault. This is their right.

If things have not gone well, the problems will be further analysed with the possibility of outside agency.

This policy should be seen as part of the school's behaviour policy.

Monitoring

In light of this policy the Senior Leadership Team will continually monitor the behaviour and anti-bullying Policy throughout the school through and behaviour tracking system.

After twelve months the effects of this policy will be evaluated through consultation with all the parties involved i.e. children, parents, staff and governors.

Agreed changes to this policy will then be incorporated as necessary.

The Board of Directors reviews and approves this policy every two years. It may, however, review this policy earlier than this if the government produces new regulations, or if it receives recommendations on how this policy might be improved.

Arbor Behaviour Points

Incident type	Example	Points allocated
Classroom disruption	<ul style="list-style-type: none"> - Reached step 5 of behaviour policy (missing break time) - Refusing to complete tasks - Disrupting the teacher and other pupils with calling out etc... 	1
Verbal abuse (not including racism, homophobia or swearing)	<ul style="list-style-type: none"> - Rudeness to staff - Unkind words to other children - Inappropriate language/comments 	1
Failing to complete tasks set	<ul style="list-style-type: none"> - Persistent failure to complete homework (older children) - Limited effort made in class to complete tasks to a reasonable standard. 	1
Physical incident	<ul style="list-style-type: none"> - Tap, push, grab, pinch – low level physicality. 	1
Damaging property	<ul style="list-style-type: none"> - Theft - Deliberate actions intended to damage school property or another child's property. - Vandalism of school environment 	2
Fighting	<ul style="list-style-type: none"> - Children have fallen out and physically hurt each other 	2
Failing to follow the repeated instructions given by staff (SLT)	<ul style="list-style-type: none"> - Attempting to leave school - Failure to return to classroom/office when asked to - Refusing to leave classroom (or any area) when asked to do so 	2
Verbal abuse	<ul style="list-style-type: none"> - Racist comments - Discrimination against someone with SEN or a disability - Homophobic comments - Swearing 	3
Physical attack	<ul style="list-style-type: none"> - Injury deliberately caused by a child to another person 	3

