

Behaviour and Anti-Bullying Policy



Reviewed January 2021

Introduction

This document is a statement of aims, principles and strategies for the school.

DfE guidelines have been taken into consideration in the formulation of this policy. To establish the general ethos of the school, it should be read in conjunction with the following policies: SEND, Safeguarding, e Safety, SEAL/PSHE/Citizenship, Teaching and Learning Policy and the Home-School Contract.

Rationale

This document provides a framework for the creation of a happy, secure and orderly environment in which children can both learn and develop as caring and responsible people. It is important to us that children in the school are able to learn in an environment where the expectation of pupil behaviour is high, providing all pupils with the opportunity to learn unhindered.

The school will manage and promote pupils personal, social, health and emotional education alongside the aims set out below:

Aims

- To promote the inclusion of all pupils in the learning process by developing teaching strategies that avoid the need for exclusion in any form.
- To ensure that our planning, teaching and assessment results in the engagement of all pupils, regardless of their ability, in the learning process and thus diminishing any act of disruptive behaviour.
- To provide a system of rewards to establish good behaviour, and to reverse the continuous poor behaviour of individual pupils, ensuring good communication with parents to support this.
- To encourage and praise greater effort and achievement.
- To ensure the use of appropriate language by all adults throughout the school, using the language of 'choices'
- To ensure a whole school restorative justice approach to discipline which is used and approved by all staff in the school – teaching and non-teaching.
- To ensure a safe, caring and happy school community
- To promote self-discipline through using a restorative justice which encourages pupils to reflect upon their own behaviour and its consequences.
- To prevent bullying
- To encourage respect of others in and beyond the school community both through our teaching and in our practice as exemplary role models.
- To promote team building and the care of one another.

Principles

The establishment of a sound, positive and caring ethos is an essential prerequisite for learning. It depends upon pupils taking responsibility for their own learning and behaviour, together with the establishment of trusting relationships and a process of cooperative team work, all established through a restorative justice approach to behaviour. The school welcomes and encourages the involvement of parents, the LA, governors, and carers and others in the community in supporting the school's aims.

Responsibilities

All members of the community of the school– teaching and non-teaching staff, parents, pupils and governors, work towards the school's aims by:

- Every child has the right to learn unhindered. Class teachers have the responsibility to effectively manage the behaviour of pupils in their class (See Teachers Standards document) to ensure that individual children do not disrupt the learning of others.
- Communicate positively and consistently our high expectations of pupil behaviour, ensuring all adults in the school act as an exemplary role model to our children in how they speak and demonstrate respect to others.
- Providing a well ordered environment in which all are fully aware of behavioural expectations.
- Ensuring all lessons are planned and differentiated to meet the needs of all pupils.
- Treating all children and adults as individuals and respecting their rights, values and beliefs.
- To all implement a restorative justice approach to behaviour.
- Fostering and promoting good relationships and a sense of belonging to the school community
- Offering equal opportunities in all aspects of school life and recognising the importance of different cultures
- Encouraging, praising and positively reinforcing good relationships, behaviours and work.
- Rejecting all bullying or harassment in any form
- Helping to develop strategies to eliminate undesirable behaviour both within and outside the classroom and applying these consistently
- Caring for and taking pride in the physical environment of the school
- Working as a team, supporting and encouraging each other.
- Having high expectations of pupil behaviour, e.g., pupils do not talk when an adult is speaking, or when another pupil is speaking; pupils remain seated unless the lesson requires movement from one area to another or permission has been granted, pupils arrive promptly to lessons, etc.

Rules

Our rules have been devised over a period of time and are made in school in conjunction with the children. When rules are given to the children they are discussed and reviewed with them to ensure that they are fully understood and accepted. All rules are displayed in an appropriate place.

General rules

- Respect other people's property and the property of the school.
- Treat other people how we would like to be treated.
- Exhibit polite and courteous behaviour at all times.

Use of language

Although derogatory language in all its forms, including homophobic and racist language, is rare at this School this is always unacceptable. Staff will deal with the misuse of language

appropriately. Parents are informed of the use of derogatory, homophobic or racist language and these incidents are recorded in the school log.

Our Classroom Code

- Listen to others and take your turn
- Listen carefully, follow instructions and do your best
- Work quietly without disturbing our classmates
- Always tell the truth
- Be helpful, kind and polite
- Keep your hands and your feet to yourself

Playground Rules

- Keep to play areas agreed
- Benches are for sitting and quiet games
- Keep your hands and feet to yourself
- Be helpful, kind and polite to children and adults
- Respect other people's games

Indoor lunch-time Rules

- Line up sensibly
- Be well-mannered, use please and thank you and don't speak with your mouth full
- Talk quietly
- Put your hand up if you want something
- Try to keep the tables clean and tidy and use the cutlery provided
- Walk around school quietly

It is the responsibility of teachers to effectively manage the behaviour of pupils in their care.

It is the firm belief of the school that high quality detailed planning based on accurate on-going assessment, and the dynamic delivery of lessons which incorporate appropriate differentiated and challenging activities, will, in nearly all cases, eliminate disruptive behaviour. It follows that poor planning and unsatisfactory teaching may result in levels of disruptive behaviour.

However, it is recognised that in certain situations there may be a need to invoke specific sanctions for pupil who do not respond to the above. A whole school restorative justice approach is essential to ensure clear understanding, fairness and consistency in the implementation of sanctions.

Rewards

All teachers aim to establish positive working relationships with the children that they are teaching. We treat them fairly and give them equal opportunity to take part in class activities. Teachers should promote the school's values and be mindful that these values underpin all interactions with children. All teachers must follow the school policy with regard to discipline and classroom management. We praise and reward children for good effort and, by so doing, help to build positive attitudes towards school and learning in general. We insist on good order and behaviour at all times. We reward our children for positive behaviour using a variety of strategies, including:

- Do Jo Points
- Stickers, including Value stickers for those children demonstrating our values
- House Points (these tend to be used for team events)
- Headteacher Awards

These rewards cannot then be removed from any child for poor behaviour.

Restorative Justice

The aim of restorative justice is to create positive outcomes from negative behaviour.

It is based on the 4 principles of; respect, responsibility, repair and reintegration.

Restorative justice is used with the aim of:

- Confronting unacceptable behaviour
- Praising acceptable behaviour
- Modelling restorative approaches
- Developing self regulating communities

When holding a restorative justice conversation with a pupil or group of pupils the following script will be used;

What happened?

What were you thinking (feeling) at the time?

What do you think (feel) about it now?

Who has been affected by what has happened? - In what way?

What do you think needs to happen to make things right?

However this script may be adapted dependent upon the age group or level of understanding of individual pupils.

It is vital that restorative justice is the approach used and modelled by all members of staff within the school community.

Choices and Consequences

All adults within school should use the language of 'choices' when talking to pupils about their behaviour and relevant consequences. The emphasis should always be on the positive choice.

Examples of how this is communicated to pupils would be the following:

"X you have a choice. You can help tidy away the paints like everyone else, or you can choose not to help. If you join in you will get a helpfulness sticker like the other children, if you choose not to join in then you will not be able to have a sticker. It's your choice."

"X you have a choice. You can work on your writing now or you can choose not to get on with it. If you choose to do the work then you can go out at playtime with your friends, if you choose not to do your work now then you will have to stay in a playtime and finish it. It's your choice."

The aim of this approach is for children to understand their behaviour choices as their own responsibility and to promote self-discipline and self-regulation strategies.

Serious misbehaviour is defined as:

- Repeated breaches of the school rules
- Any form of bullying
- Sexual assault, which is any unwanted sexual behaviour that causes humiliation, pain, fear or intimidation
- Vandalism
- Theft
- Fighting
- Racist, sexist, homophobic or discriminatory behaviour
- Possession of any prohibited items. These are:
 - Knives or weapons
 - Alcohol
 - Illegal drugs
 - Stolen items
 - Tobacco and cigarette papers
 - Fireworks
 - Pornographic images
 - Any article a staff member reasonably suspects has been, or is likely to be, used to commit an offence, or to cause personal injury to, or damage to the property of, any person (including the pupil)









Sanctions

The school's main approach to using sanctions and consequences to modify behaviour will be known as 'Plan A' and this will be sufficient to target the behaviour management of the majority (E.g.95%) of our pupils. Recognising an increased level of difficulty can trigger planning within the school and possible use of alternative systems - 'Plan B' for more individually structured behavioural approaches and the sharing of an individual Behaviour Support Plan (IBSP) and in rare cases 'Plan C' for pupils with more extreme problems whose inclusion in the school needs multi agency support and will be subject to a PASTORAL SUPPORT PROGRAMMES – PSP.

Plan A

Following the use of a restorative justice-based approach, sanctions, if required, should be applied in the following order:

Within the Classroom

Superstar	
Legend	
Ready to learn	
Warning	1.Verbal warning given, explaining next step (moving peg down) using the language of choices.
Oops 	2. Peg moved down onto Oops if child continues to make the wrong choices. Moved to table away from the other children.
Right choices 	3. If child quickly amends behaviour then peg moves back up and improvement is acknowledged using language of choices.
Time out 	4. If behaviour is not amended then the peg is moved down to time out table with work (age appropriate e.g. 6 mins. for 6 yr old). Monitored by TA.
Right choices 	5. If the child quickly amends behaviour then peg moves back up and improvement is acknowledged using language of choices.
Missed playtime	6. If behaviour is not amended then peg is moved down and break time is missed (age appropriate e.g. 6 mins. for 6 yrs old)
Arbor	7. Complete behaviour incident report (disruptive behaviour)
Right choices 	8. If behaviour is amended at beginning of lesson, after play, then peg begins to moves back up and improvement is acknowledged, using language of choices, until ready to learn in reached.
Unable to stay HT	9. If behaviour is not amended then the child will be removed from the class (with appropriate work) and matter brought to the attention of the Headteacher/DHT.
Extreme cases	In extreme cases, involving high level disruption, e.g., aggressive behaviour, behaviour which may put the safety of other pupils in danger, support from either the Safeguarding Manager/Pastoral Support Manager/SLT.
Arbor	10. Complete behaviour report (swearing, assault, fight and persistent disruptive behaviour).

Appendix relating to COVID-19 Breaches:

Although in normal times we would follow the guidelines stated in our policy to try to positively restore as many situations as possible, in the unprecedented situation that we find ourselves in regarding the Covid-19 pandemic, the priority of the school is remaining safe for all children and adults onsite. To this end, the aforementioned steps and procedures are replaced with a strict, no-tolerance set of rules to ensure social distancing and adhering to bubble guidelines are maintained. Any breach of the guidance regarding isolating in an individual bubble, failure to follow instructions of the adults in charge of the bubble or non-compliance with school safety measures will result in the child being removed from the bubble and a fixed term exclusion for the remainder of the current week, to ensure the continued safety of other school community members

The Playground:




The teacher or supervisors on duty should be vigilant and concerned for the welfare and safety of all pupils at all times.

Always be alert for signs of bullying, verbal or physical and deal with these immediately.

Ensure all pupils walk into the building in an orderly manner.

Ensure pupils are aware of supervisors at all times.

If playground rules are not adhered to then the following sanctions to be given in order.

Warning		1. Verbal warning given, explaining next step and strategies for avoiding it using the language of 'choices'
Warning card		2. Warning card shown to child and child informed why and next step if behaviour continues using language of 'choices'
Time out card		3. Child given 'Time out' card (red)– 5 minutes maximum and removed from situation to sit (KS1 and KS2 areas)
Teacher informed CT		4. Class teacher informed- behaviour incident report to be completed on Arbor restorative justice conversation to be had.
Arbor		Physical assault, fighting, swearing
HT		5. If the strategies above are deemed to have had no effect, the child will be removed from the playground and the matter brought to the HT.
Individual behaviour plan		6. An individual Behaviour Support plan may be necessary to support the child at playtimes.

For persistent or serious misconduct, pupils should be referred, in order to:

1. Class Teacher
2. SENCo/Well-being assistant
3. Assistant Head teacher
4. Head Teacher

Behavioural incidents and sanctions given should be recorded on Arbor.

Sanctions for extreme behaviour at playtime:

Certain totally unacceptable behaviours bypass steps 1 – 4 above, and the child should be removed from the playground for their own safety and the safety of others.

These are:

1. Pre-meditated attack
2. Unprovoked attack
3. Using any object with intent to harm
4. Repeatedly leaving the care of the adult in charge, and not responding to warnings.
5. Racist comments

Behavioural incidents and sanctions given should be recorded on Arbor and the child should have a restorative justice conversation with a member of staff.

PLAN B (INDIVIDUAL BEHAVIOUR SUPPORT PLAN)

This stage is for children for whom Plan A has not been effective in changing their behaviour (e.g. 5% of the school population), for example excessive loss of playtime, or frequent exclusions from lessons due to extreme disruption (time out) week after week. This plan will be developed by a referral to the appropriate member of staff, for example, SENCO who will initiate the preparation of an Individual Behaviour Support Plan.

Aims of this plan are to:

- Inform and engage the whole school and the parents
- Reduce anxieties surrounding the behaviour
- Keep to an absolute minimum manual handling of pupils
- Ensure that observations and evidence for further analysis of behaviour is available to develop an understanding of the behaviour
- Identify situations in which challenging behaviour is most likely to happen, situations in which it is less likely to happen and what the very early signs of difficult behaviour are (ABC charts)
- Set targets for behaviour that can be systematically rewarded. (Immediate, tangible rewards are most effective)
 - Instigate regular and appropriate method of support from the well-being assistant e.g, lego therapy, drawing and talking, nurture group
 - Assess extent of behaviour difficulties (Boxall profiles and Leuven scales) and regularly monitor it
 - Focus on positive behaviour
 - View unwanted behaviour as communication rather than 'naughtiness'
 - Support Referral to outside agencies if appropriate

Pro-active - planned steps

Timetable changes/curriculum modification

Staffing

Differentiation (ensure implementation of IEP if there is one)

Use of key adults - the whole school informed

Consistency of staff (actions and words)

Negotiation of rewards

Plan action to support changes:

e.g.

- tell the child and walk away
- Offer support
- Allow take up time
- Use key words and simple sentences
- Teach consequences/boundaries through the language of 'choices'
- Social skills group
- Anger management strategies
- Time out/exit card
- Personal reward system
- Provide visual support, e.g. timetable for the day
- Provide a 'meet and greet' facility for each day
- Record strategies to support behaviour on the class provision map
- Discuss behaviour issue at well-being meetings

Re-active - Be aware of early signs and take immediate action (Unexpected behaviours)

Scripted steps (allowing time and space in between steps)

1. Employ distraction techniques and reminder of desired behaviour
2. Direct instruction
3. Instruction and reminder of reward
4. State choice of consequence (target behaviour & reward or no reward) using language of 'choices'

1. Carry out consequence (low level, consistent, will take time)
2. Time out should be directed

Ensure action is taken to avoid escalation and handling:

- Adopt a positive approach time-out
- Plan distraction
- Offer clear boundaries e.g. yes, when.
- Transfer to a different adult if appropriate
- Individual Behaviour Support Plan Sanctions should be as Low-level as possible and short term. Low-level action that is consistent and certain is more effective than higher level action. Sanctions should be planned and fair, they must not in any way damage the relationship between pupil and staff.
- Consequences should be short term.

- Restorative justice conversations should be had as a form of debrief following any behavioural incidents

TIME OUT

Time out is recommended to de-escalate patterns of behaviour. Time out should be planned and this plan should include the pupils as far as possible. Ideally pupils should move toward identifying their own need for time out. Time out should be managed with Low key approaches. Use of symbols or signs can indicate that time out is recommended or needed. Time out should be used as close to the classroom as possible to avoid any need for positive handling. Ensure that time-out is discussed with pupils using the language of choices, e.g. 'If you can stop....then you can stay where you are or if you choose not to then you will need a time out, it is your choice'.

If the time-out space is to be used for calming and as a directed sanction, staff action and words will need to make the difference very obvious. Visual support can also demonstrate difference (objects, pictures, gestures). If being used as a sanction, staff should avoid interaction and no activities/toys should be available.

If it becomes obvious that pupils enjoy going to the time-out space, ensure it is available to them subject to good behaviour. For some pupils, it could be included on a visual timetable and the 'Yes... when...' script used.

PLAN C (PASTORAL SUPPORT PROGRAMMES – PSP)

A small percentage of children, whose behaviour and responses can be difficult to predict or manage as a result of their individual additional needs, could be into a pattern of exclusion within a few days if the main behaviour policy is applied to them. These children will therefore be subject to a Pastoral Support Programme (PSP) and the whole school will be informed and know who they are. Their individual programme will be drawn up through multi-agency working and will involve the parents and also the pupil voice. It will be reviewed regularly and all staff given a synopsis of outcomes.

PLAN D (PHYSICAL INTERVENTION)

The emphasis is on a proactive approach, i.e. early intervention, prevention and developing alternative behaviours, rather than on reactive strategies.

Classroom practice reinforces that any physical interventions are always a last resort when all alternative, positive interventions have been explored:

- Offer alternatives or options to the pupil
- Restorative justice conversation
- Distract/divert attention
- Offer an alternative choice
- Change to a less demanding activity
- Change the environment/make it safe

- Reduce demand
- Avoid known triggers
- Teach behaviours which allow needs to be met appropriately

Physical interventions will only be used:

1. If a pupil is at risk of harming themselves or others.
2. If there is serious damage to property
3. If causing serious disruption that is detrimental to the learning of themselves or others
(This may require a pupil being removed, or prevented from removing themselves, from a classroom).

These criteria that warrant a potential physical intervention are determined by:

“Force should only be used as a protective measure and never as a disciplinary penalty”
(Education Act 1996 Section 548)

The use of physical intervention must be both reasonable and proportional to the circumstances
(Section 550A Education Act 1996)

All members of staff are authorised by law to use physical intervention. The scale and nature of any physical intervention must be proportionate to both the behaviour of the individual in crisis and the nature of the harm they might cause. (Section 25- The Use of Force to Control or Restrain Pupils 2010)

In each Academy of the Stour Academy Trust there are three or more members of staff, which will include at least one member of the senior leadership team, that are trained in the Team-Teach Behaviour Management programme, which advocates early intervention, prevention and positive approaches to challenging behaviour. Training is updated periodically.

Only members of staff that are Team-Teach trained may:

- Hold a child's arm to monitor levels of anxiety or to provide reassuring support
- Lead a child by the arm to escort to another environment (e.g. if there are environmental factors within the area that are causing anxiety or distress and the pupil is not able, for whatever reason, to move themselves without physical support).
- Deflect a child away or re-direct their path (e.g. if a child is attempting to leave the classroom or attempting to interfere with another child).
- Block blows using a protective stance (e.g. if a child is attempting to hit/kick another pupil or member of staff).
- Hold a child in a dangerous situation to maintain their safety.

- Move a child to a safe area where they can be provided with space to calm down (e.g. if a pupil is presenting challenging behaviours that may cause harm to others or themselves and they have refused to follow a verbal instruction).
- Always make it clear that the physical contact will stop as soon as it ceases to be necessary

All physical interventions are recorded and brought to the attention of the Behaviour Support Manager and Senior Leadership Team. Parents/carers will be informed on the day of the incident by a member of the senior leadership team either by telephone or in person.

Records of any incidents are recorded on the Trust Incident Report form in a central file and will be used to monitor behaviour and to establish patterns.

Once a physical intervention has been used once for a pupil, a Physical Handling Plan will be written by the SENCo. This plan will determine the nature of any kind of physical intervention that may have to be used in the future. It will be shared with, and signed by, parents/carers and will be fully accessible to key members of staff. The plan will be reviewed on a fortnightly basis and run alongside a pastoral support programme.

If an Academy is aware that a pupil has a history of very challenging behaviour, even if it has not previously been experienced in the current setting, a Physical Handling Plan and a Pastoral Support Programme may be written in advance in the interests of safeguarding the pupil themselves in addition to other pupils and members of staff.

Outside Agencies

There are times when the advice of outside agencies will be required. This will be the result of discussion between the parents, class teacher and Head of School, or as a result of discussion at a school based review, which takes place termly. Any outside agency often request information. Therefore teachers need to document evidence of behaviour carefully so that it can be collated when required. Outside agencies include:

Educational Psychologist

Specialist teaching services

Social Services

CHYPS

For children subject to this programme it may be necessary to undertake a Risk Assessment to inform the management of their challenging behaviours. This process may identify that Positive Handling could be needed to prevent the child from harming him or herself, others or property, or committing an offence. In this case a Positive Handling Plan (PHP) will need to be drawn up involving all staff concerned, the parents and the child if appropriate. The school's policy for Positive Handling will be followed in all instances.

For pupils with ASD

All children need to have boundaries and comply with school rules.

Children with an Autism Spectrum Disorder [ASD] experience difficulties with social communication, social interaction and rigidity of thinking, imagination. These difficulties can mean that they misinterpret situations and that they find it difficult to explain their own behaviour and that of others.

There is a need to make reasonable adjustment to support their lack of understanding and skills with their behaviour and to teach what appropriate behaviour is. Staff to have autism awareness training to ensure that adjustments are made and pupils are not disadvantaged.

Each pupil is unique with their own needs. A profile needs to be developed of each pupil to identify their individual needs, in consultation with the parents / carer, pupil, staff and other supporting agencies.

School rules need to be presented visually.

Each pupil should have a positive behaviour plan which identifies strategies and rewards to be used when working with the pupil and is discussed with all staff working with the pupil and jointly agreed by the school and parents/carers.

These plans should be reviewed termly.

Some rewards will differ from whole class rewards as they will be pertinent to the pupil using their special interests and may be offered more frequently to reinforce appropriate behaviour.

Pupils need to be taught to understand consequence. Think sheets and comic strip conversations can be used to explain situations to the pupil alongside the language of 'choices'.

Pupils need to be given access to:-

- Time out cards from the lesson.
- Calm area.
- Box with relaxing activities / suggestions.
- Access to a member of staff to talk about their worries and any incidents.
- Structured activities during break and lunch times.
- Access to a structured social skills programme.

Internal Exclusion

Internal exclusion is when a pupil is excluded from the rest of the school and must work away from their class for a fixed amount of time. This will be in a different classroom or area within the school. An internal exclusion is a discretionary measure, where a pupil's behaviour is escalating and more serious measures need to be taken but there are not yet grounds for an external /fixed-term exclusion. Typically, a child receiving a consequence of this level should be receiving additional support for their behaviour, intended to help them to avoid their behaviour

escalating to a point where a fixed term exclusion is necessary (examples: behaviour chart to address specific behaviours causing a problem; support from the learning mentor etc)

Exclusion

Parents will be notified of the reason for the exclusion. Before the child is re-admitted to school, a meeting between the parents and the school will be arranged. The purpose of the meeting will be to discuss strategies and a way forward to ensure that the offending behaviour is not repeated through a restorative justice conversation.

A written record of the discussion, and commitments to the agreed plan, by both the parents and the school, will be made. One copy will be kept in the school's record and one sent to the parent.

Governor Involvement

When a child is excluded from a school, the Governors would be involved as follows:-

There are two types of exclusion:

- Fixed period, which can range from half a day to a maximum of 45 school days in a school year. (A child can also be excluded for lunchtimes.)
- Permanent.

Length of exclusion

Fixed Period Exclusion for more than 5 school days to run concurrently

If any exclusion is for more than 5 school days (running concurrently) parents/carers can request a meeting of the schools Governors Discipline Committee to review the exclusion. The Governors must agree to this request and must meet within 50 school days.

Fixed Period Exclusion for more than a total of 15 school days in a term

When exclusions total over 15 school days in a term, the Governors Discipline Committee must arrange a meeting to consider the exclusion within 15 school days to which parents/carers and a LA representative must be invited.

Permanent exclusion

When exclusion is permanent, the Governors Discipline Committee must meet to review the exclusion between the 6th and 15th school day following the permanent exclusion.

Parents/carers and an LA representative must be invited to review the meeting.

Even if the parents/carers did not attend the Governors Discipline Committee meeting, they have the right to appeal to an Independent Appeal Panel if the Governors Discipline Committee uphold the decision to exclude.

The Governors Discipline Committee will meet to review the decision to exclude a child within the statutory timescales.

Parents/carers are entitled to take a friend or legal representative to the meeting and the child should be encouraged to attend.

A representative of the LA will normally be present at the meeting.

Governors Discipline Committee – What happens ?

The meeting will be chaired by one of the Governors and will be as informal as possible.

The school (represented by either Academy Principal, Head of School or SENCO) will explain the reason(s) for the exclusion and all participants will have the opportunity to ask questions

Parents/carers, or their representative will be asked to make a statement and may be asked questions.

The LA representative will provide impartial advice to all parties during the meeting.

After the meeting the Governors will make a decision which they will confirm in writing giving their reasons within one school day. The Governors can either uphold the exclusion or direct reinstatement.

Permanent exclusion

When a child is permanently excluded, the LA is responsible for the child's education from the 6th school day.

Independent Appeal Panel

If the Governors Discipline Committee uphold the decision to exclude a child permanently, the parents/carers have the right of appeal to an Independent Appeal Panel.

Should I appeal to the Independent Review Panel (IRP)?

The Education Act 2002 (as amended by the Education Act 2011), requires all Local Authorities (LAs) and Academies to make arrangements for enabling parents to apply for a review of the decision of a Governing Body of an Academy not to reinstate a pupil who has been permanently excluded from a school maintained by a LA or Academy.

The appeal must receive notification in writing/by email advising that you wish to appeal.

This must be done within 15 school days of the date you received the Governors'/ Proprietors' decision letter.

The appeal will then be held within 15 days from the date of receipt of the notification of appeal.

The appeal letter must set out the reasons for applying for a review and, if relevant, state how you consider your child's SEN are relevant to the exclusion.

IMPORTANT: Whether or not your child has recognised special educational needs, you have a right to require that the Local Authority / Academy appoint a SEN expert to attend the review.

Should you wish for a SEN expert to attend the review hearing, you must clearly state this at the time you apply for a review of the Governors'/ Proprietors' decision.

Sign and date the letter, and forward to:

Clerk to Independent Review Panel
Governance & Law
Room 1.99
Sessions House
County Hall, Maidstone
ME14 1XQ

Email: appeals@kent.gov.uk

Tel: 01622 694297

We do act on behalf of some voluntary aided, foundation, academies and free schools, however in the first instance you should contact the clerk to the directors by email to clerk@stouracademytrust.org.uk or through the school office directly.

What powers does the Independent Review Panel have?

The IRP can decide to:

- uphold the exclusion i.e. refuse your application; or
- recommend that the governing body / proprietor reconsiders their decision; or
- quash the decision and direct that the governing body / proprietor considers the exclusion again.

For further details please refer to: [A Parent's Guide To Applying For A Review By Independent Review Panel from KCC](#)

Guidelines for effective control of behaviour

Around the school:

- Greet pupils and others in a friendly manner
- Start a dialogue
- Always deal with misbehaviour – ignoring means condoning!
- Set high standards of speech, manner and dress
- Enjoy your relationships with pupils.
- Model mutual respect in how you speak to pupils at all times

In the Classroom:

- Arrive before the pupils and begin on time
- Always be prepared
- Keep everyone occupied and interested
- Ensure pupils are motivated and extended
- Respect pupils work when marking
- Set achievable goals in class and homework
- Encourage all pupils to contribute in discussions
- Maintain a clean and attractive working environment
- Address pupils correctly in a respectful manner

Things that are unacceptable:

- **Humiliation**
- **Shouting**
- **Over reaction**
- **Blanket punishment**
- **Sarcasm**

Things to strive for:

- Use humour
- Keep calm
- Listen attentively
- Be positive
- Speak to the pupil respectfully
- Get to *know* your pupils
- Always carry out any consequences
- Be consistent
- Establish your authority firmly and calmly
- Separate the problem from the person
- Reprimand the action not the child i.e. “The way you behaved was uncaring” not “You are uncaring”
- A restorative justice approach

Ways to encourage pride in the school:

- Involve pupils in taking responsibility for their working environment
- Insist on a clean room
- Teach in tidiness
- Encourage tidiness in others
- Leave the room neat and tidy
- Clear any graffiti immediately
- Deal firmly and fairly with offenders
- Keep displays neat and fresh
- Keep your desk, shelves tidy
- Insist on a litter free site

- Report damage immediately

Procedures for providing children with opportunities to discuss appropriate behaviour

- Talking to a senior member of staff
- A restorative justice conversation
- Allocation of a 'named adult'
- A programme of personal social and health education set in a moral framework designed to promote mutual respect, self discipline and social responsibility (see SEAL/RE policy)
- A clear focus for work on relationships and feelings as part of the SEAL work throughout school
- A programme of religious education which includes ethical issues (see RE policy)
- Circle time – an opportunity for open discussion held in class groups at regular intervals
- The agreement of a set of rules by each class at the beginning of the autumn term.

Liaison with parents

Liaison will be maintained by established use of the Home –School contact book where appropriate or through face-to-face discussion/phone calls. Parents will be kept informed about their child's behaviour. If it appears that this has to be monitored on a regular basis a special home/school contact book may be started for that specific purpose. The book is written in by the teacher or learning support assistant at the end of each day, or at an agreed specified time and sent home.

The parent writes in it each evening or at agreed times, and returns the book to school. This can be an onerous task for the class teacher and it may be that when the behaviour improves the contact book can be reduced to a weekly, monthly etc contribution.

A good behaviour book is also effective. The teacher only records the good things that has done or achieved that day and makes no comments about the bad things.

NB/

There are times when parents feel that little or no action has been taken by the school following an incident. Often teachers have to deal with situations where it is one child's word against another's. In such circumstances there is a danger of punishing a child who has, in fact, done nothing wrong, which we would want to avoid.

Parents are no doubt aware that children often go home with only one side of a story.

With this in mind, parents need to discuss concerns with us with an 'open mind', and be prepared to discover that their child may be in the wrong.

In any school 'day to day' minor misdemeanours will always occur, and hopefully dealt with swiftly by a member of staff. In all such minor cases it is unlikely that parents would be informed.

Nurture Policy

We adhere to the six principles of Nurture as set out in the Majorie Boxall model:

- 1) Children's learning is understood developmentally
- 2) The classroom offers a safe base
- 3) Nurture is important for the development of self-esteem.
- 4) Language is understood as a vital means of communication
- 5) All behaviour is communication.
- 6) Transitions are significant in the lives of children.

Our Nurture approach

Nurture group interventions

Children will be placed in a nurture group if they are identified as having an emotional behavioural need.

Before joining a group, an accurate assessment of the pupil's needs is constructed using the Boxall Profile assessment. From the assessment very specific emotional behavioural targets are set to address the identified needs. All targets are shared with class teachers to facilitate the transferral of skills to the classroom and subject to a termly review. Targets are also shared with the pupils and successes are regularly celebrated. At the end of each term, a further Boxall Profile is completed to establish if the pupil is ready to exit the nurture group. Nurture groups are facilitated by a trained Well-Being Assistant who has the expertise and knowledge to deliver explicit teaching concerning feelings, emotions, and behaviour strategies.

Nurture in the classroom

We aim to extend our nurture approach into the classroom. All classes are required to have the following:

- Time out table
- Cool down chair
- Work stations
- Worry boxes
- Weekly SEAL lessons
- Regular circle time

Nurture on the playground

We recognise that some children are unable to cope with being on the playground for extended periods of time. To support them we provide a nurture group at lunchtimes. The trained Well-Being assistant facilitates structured play activities that provide explicit teaching around social interactions and relationships.

Anti-Bullying Policy

Parents are encouraged to inform us immediately if they suspect their child is being bullied. The sooner we know, the sooner we can act to stop it. The information outlined below is designed

to help parents understand what is meant by bullying and how to spot early signs of distress that may be caused by bullying.

DfE definition of bullying:

There is no legal definition of bullying.

However, it's usually defined as behaviour that is:

- repeated
- intended to hurt someone either physically or emotionally
- often aimed at certain groups, for example because of race, religion, gender or sexual orientation

It takes many forms and can include:

- physical assault
- teasing
- making threats
- name calling
- cyberbullying - bullying via mobile phone or online (for example email, social networks and instant messenger)

Although resolving conflict by resorting to fighting is not acceptable, it is not bullying if two pupils of equal power and strength fight or quarrel. However, such resolution of problems is totally unacceptable anyway and parents must avoid giving their child the message "If someone hits you – you hit them back".

Early signs of distress

- Withdrawn
- Deterioration of work
- Spurious illness
- Isolation
- Desire to remain with adults
- Erratic attendance
- General unhappiness/anxiety/fear
- Late arrivals
- Bed wetting

- Cry themselves to sleep
- Unexplained cuts, scratches, bruises

Bullying can take many forms but three main types are:

1. Physical: hitting, kicking, taking belongings
2. Verbal: name-calling, insulting racist remarks
3. Indirect: spreading unpleasant stories or excluding someone from social groups.

Our approach to bullying

Bullying both verbal and physical will not be tolerated in this school. It is everyone's responsibility to prevent it happening and this policy contains guidelines for all members of the school community. In our school children have a right to feel welcome, safe and happy. In our school we will not tolerate any unkind actions or remarks even if these were not intended to hurt.

Aims

- We aim to prevent bullying
- We aim to raise pupils awareness of bullying behaviour and the consequences to all parties.
- We aim to challenge attitudes about bullying behaviour, increase understanding for bullied pupils and help build an anti-bullying ethos in the school
- We aim to improve the play facilities so that we provide an interesting and stimulating environment for pupils alongside quiet seating areas that can be easily supervised.

Susceptibility to bullying may be:

- Race/Sex/Background
- Child with family crisis
- Timid children who may be on the edge or outside a group
- Special educational needs and disabilities

Reason for being a bully

- Victim of violence
- Bullied at home
- Enjoyment of power/creating fear
- Not allowed to show feelings
- Copying behaviour at home or on TV or video games
- Unhappy
- Insecure (coward at heart)
- Self-hating

It occurs in children from all backgrounds, cultures, races, sexes from Nursery to Sixth Form and adults.

Prevention is better than cure so at this school we will:

- Be vigilant for signs of bullying
- Always take reports of bullying seriously and investigate them thoroughly
- Encourage the children to act within the school values at all times

Children will be encouraged to report all incidents of bullying to an adult. These will then be referred to the class teacher.

Use the curriculum to increase children's awareness of bullying and to help them to develop strategies to combat it. (Includes an 'anti-bullying theme week'). Use discussion and role play to explore issues related to bullying and give individual children confidence to deal with bullying.

Children are also taught awareness of 'Cyber bullying', whether through social network sites, through text messages, e-mails. This form of bullying will be dealt with in the same robust manner as any other form of bullying. (NB/ The school's e-safety policy incorporates 'Cyber bullying'.)

Use of trained school 'Buddies' to support pupils who may feel susceptible to bullying, or for those who, for whatever reason, may behave in a bullying way.

Self-action

If the incident is not too serious a problem solving approach may help. The adult tries to remain neutral and deliberately avoids direct closed questions which might be perceived as accusatory or interrogational in style. He or she makes sure each pupil has an opportunity to talk and keeps the discussion focused on finding a solution and stopping the bullying from recurring. The teacher can aim to help the pupils find their own solution to the personal disagreement and also discuss with them how their solution has been effective or not.

A record must be kept of the incident- date- time- place- names of children involved and their accounts of what happened. Older pupils may be able to write these themselves.

Persistent bullies will have a fixed term exclusion imposed and in very serious cases will be expelled.

- Ensure pupils are supervised at playtimes and lunchtimes
- Patrol secluded areas such as toilets, corridors and doorways
- Observe pupils play patterns and relationships – note children who appear isolated or unhappy and inform the class teacher
- Investigate every allegation of bullying
- Encourage children to use the play equipment and quiet areas around the school.

Parents

Parents of both victim and bully will be informed and staff will undertake to give feedback to parents on the steps taken, involvement of parents at an early stage is essential. The family of

the bullied pupil may wish to involve the police in charging the bullying pupil(s) with assault. This is their right.

If things have not gone well, the problems will be further analysed with the possibility of outside agency.

This policy should be seen as part of the school's behaviour policy.

Monitoring

In light of this policy the Senior Management Team will continually monitor the behaviour and anti-bullying Policy throughout the school through and behaviour tracking system.

After twelve months the effects of this policy will be evaluated through consultation with all the parties involved i.e. children, parents, staff and governors.

Agreed changes to this policy will then be incorporated as necessary.

The Board of Directors reviews and approves this policy every two years. It may, however, review this policy earlier than this if the government produces new regulations, or if it receives recommendations on how this policy might be improved.

